

## 产品规格书

### Specifcation of products

产品名称: 整流管模块

产品型号: MDC60A-T03

浙江世菱半导体有限公司  
ZHEJIANG SHILING SEMICONDUCTOR CO.,LTD.

地址: 浙江省 丽水市 莲都区

电话: (0578) 3012571 3615078

传真: (0578) 3611180

邮编: 323000

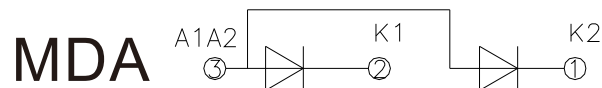
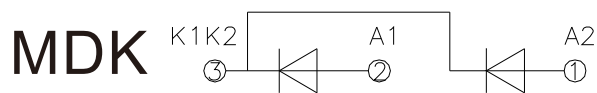
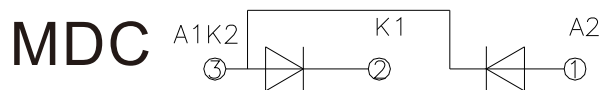
E-mail: smrshiling01@163.com

Http://www.smrshiling.com

拟制	审核	核准
林益龙	曹剑龙	宗瑞

SYMBOL	CHARACTERISTIC	TEST CONDITIONS	T <sub>j</sub> (°C)	VALUE			UNIT
				Min	Type	Max	
I <sub>F(AV)</sub>	Mean for ward current	180° half sine wave 50Hz Single side cooled,T <sub>C</sub> =100°C	150			60	A
I <sub>F(RMS)</sub>	RMS for ward current	Single side cooled,T <sub>C</sub> =100°C	150			94	A
V <sub>RRM</sub>	Repetitive peak reverse voltage	V <sub>RRM</sub> tp=10ms V <sub>RSM</sub> = V <sub>DRM</sub> &V <sub>RRM</sub> +200V	150	600		2200	V
I <sub>RRM</sub>	Repetitive peak current	at V <sub>RRM</sub>	150			8	mA
I <sub>FSM</sub>	Surge for ward current	10ms half sine wave V <sub>R</sub> =0.6V <sub>RRM</sub>	150			1.80	KA
I <sup>2</sup> t	I <sup>2</sup> T for fusing coordination					16.5	A <sup>2</sup> s*10 <sup>3</sup>
V <sub>FO</sub>	Threshold voltage		150			0.80	V
r <sub>F</sub>	Forward slop resistance					2.50	mΩ
V <sub>FM</sub>	Peak for ward voltage	I <sub>FM</sub> =180A	25			1.1	V
R <sub>th(j-c)</sub>	Thermal resistance Junction to heatsink	At 180° sine Single side cooled				0.570	°C /W
V <sub>iso</sub>	Isolation voltage	50Hz, RM. S, t=1min, I <sub>iso</sub> : 1mA (ma x)		2500			V
F <sub>m</sub>	Terminal connection torque( M5)					4.0	N.m
	Mounting torque( M6)					5.0	N.m
T <sub>stg</sub>	Stored temperature			-40		125	°C
W <sub>t</sub>	Weight					154	g
Outline							

### OUTLINE DRAWING & CIRCUIT DIAGRAM



### Rating and Characteristic

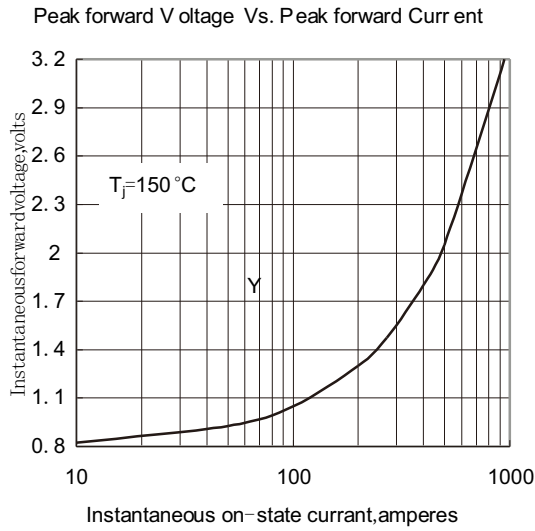


Fig. 1

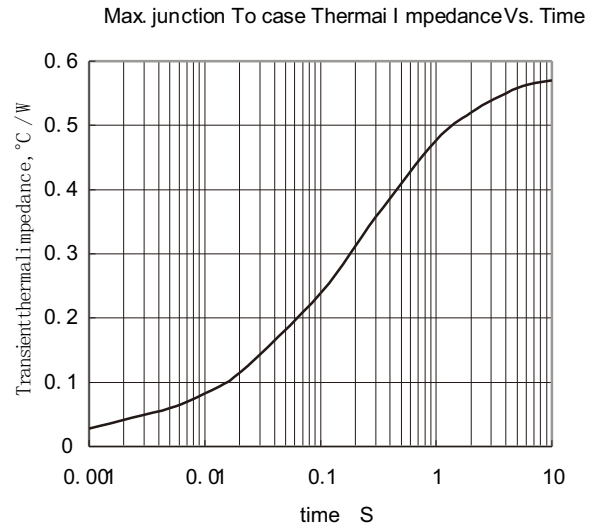


Fig. 2

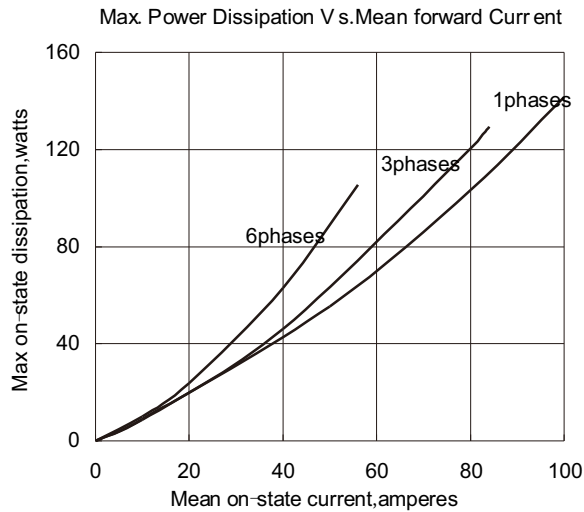


Fig. 3

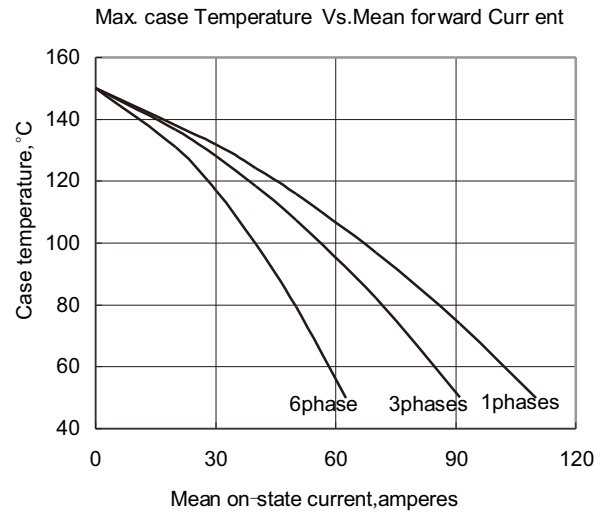


Fig. 4

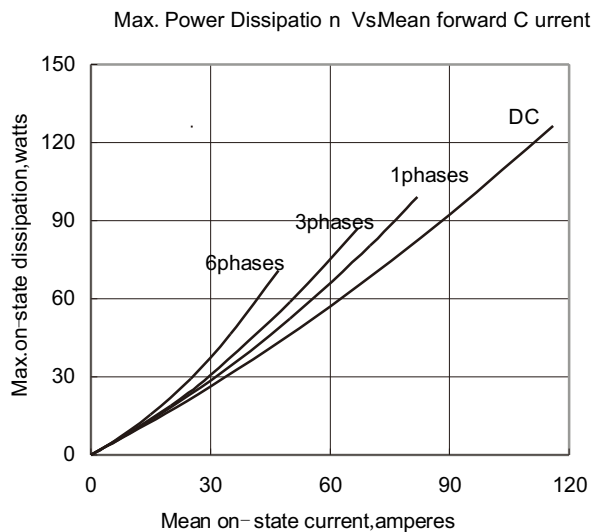


Fig. 5

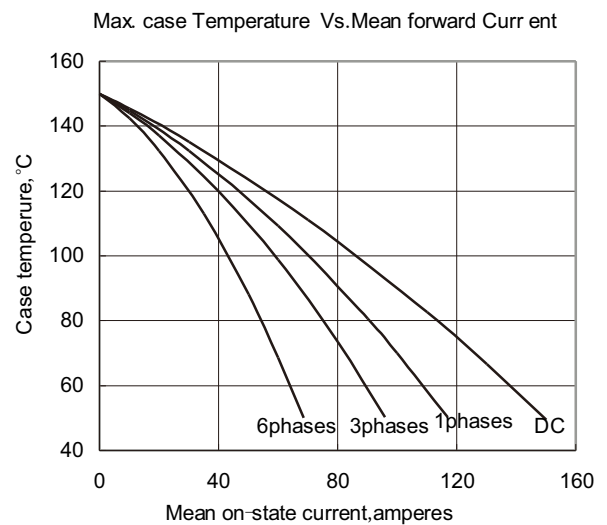


Fig. 6

